





STINGL information about fastening systems for the KAPOK88 protective drapes for lifts

- 1) KAPOK No. 1 stainless steel stud (item no. 1002999003 as a set)
These studs must be mounted from the inside of the cabin with self-tapping screws according to the recommendations of our production release drawing and then remain permanently in the cabin. The self-tapping screws are included as well as a pilot drill bit and are also suitable for use with very thin cabin walls. When mounting, avoid overtightening the screws so that the studs remain firmly in place. They may become loose if they are too tight. The screws must be covered by a stainless-steel cap with left-hand thread to ensure an attractive appearance. The KAPOK no. 1 stainless steel stud has a diameter of 14 mm and a visible installation height of 15 mm. When KAPOK no. 1 studs are used, metal suspension eyes are provided on the upper side of the drape. We at STINGL/KAPOK88 will determine the required number of studs per cabin side. You can also include specifications in our form.



2) Push-button eyelet TENAX (item no. 1002999005 as a set)

The TENAX system has two components consisting of a screw with self-tapping thread and a push-button counterpart which is sewn to the top of the drape. The TENAX studs must be mounted from inside the cabin according to the recommendation of our production release drawing and then remain permanently in the cabin. A pilot drill bit is included. TENAX screws can also be used with very thin cabin walls. During assembly, avoid tightening the screws excessively. They may become loose if they are too tight. The TENAX stud has a diameter of 11 mm and a visible installation height of 11 mm. We at STINGL/KAPOK88 will determine the required number of studs per cabin side. You can also include specifications in our form





3) Suction cup with hook (item no. 1002999002 as a set)

The suction cups are only suitable for smooth surfaces, such as glass and mirrors, and certain high gloss surfaces. They DO NOT adhere to stainless steels, even if they are fine -grained. If suction cup hooks are used, they are sewn into the top of the drape for easy installation. We at STINGL/KAPOK88 will determine the required number of suction cups per cabin side. You can also include specifications in our form.




- 4) Wire hook no. 1 with 70 mm height (item no.1002999001 as a set) This wire hook can be hung in the shadow gap of the cabin ceiling or a similar location. It can be suspended from an existing notch or a hole can be made in the cabin wall in the area of the shadow gap.



Depending on the design of the notch, it may be possible to use one of our wire hooks. When wire hooks are used, metal suspension eyes are provided on the upper side of the drape. We at STINGL/KAPOK88 will determine the required number of wire hooks per cabin side. You can also include specifications in our form.


5) Wire hook no. 2 with 70 mm height (item no. 1002999012 as a set)

This wire hook can be hooked into the shadow gap of the cabin ceiling, for example. There is usually a notch with an edge that makes it possible to hook it in. Depending on the design of the notch, it may be possible to use one of our wire hooks. When wire hooks are used, metal suspension eyes are provided on the upper side of the drape. We at STINGL/ KAPOK88 will determine the required number of wire hooks per cabin side. You can also include specifications in our form.



6) Wire hook no. 3 with 120 mm height (item no. 1002999011 as a set)

This wire hook can be hooked into the shadow gap of the cabin ceiling or a similar location. It can be suspended from an existing notch or a hole can be made in the cabin wall in the area of the shadow gap. This wire hook has a 90° bend at the top. Depending on the design of the notch, it may be possible to use one of our wire hooks. When wire hooks are used, metal suspension eyes are provided on the upper side of the drape.



7) Magnet (item no. 1002999009)

A magnetic fixing can only be used on the cabin ceiling and not on the cabin walls. For this purpose, a check must be performed on site to determine whether the cabin ceiling has sufficient ferromagnetic properties. Many lift cabin ceilings are non-magnetic. The magnetic fixing is a strong magnet located in a sewn-on pocket at the top of the drape. We at STINGL/KAPOK88 will determine the required number of pockets per cabin side. However, you can also submit your own specifications.



8) Telescopic rod up to 2500mm cabin length/width.

The telescopic rods function like a shower curtain principle rod with compression. They are pre-lengthened by us at the factory depending on the length and width of the cabin. An internal spring mechanism allows you to make fine adjustments on site. Installation and adjustment instructions are included in the scope of delivery. When the telescopic rod is used, the corresponding brackets are sewn to the top of the drape. A minimum of 30 mm is required for the rod to rest on.

