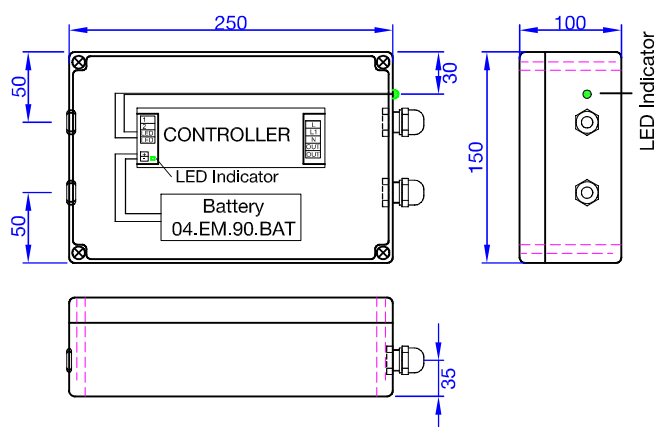








# DATA SHEET

## EMERGENCY POWER FOR LED PANEL 04.EM.90M

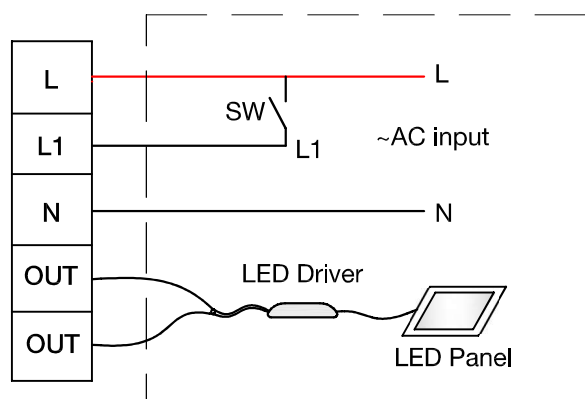
### Dimensions



### LED Indicator Status:

Charging		Green LED flash
Unit defective		Green LED flash quickly
Full charged		Green LED ON
Battery empty		Green LED OFF
Turned OFF		Green LED OFF
No power		Green LED OFF

### Wiring



### Connection Instructions

- 1: Ensure the LED driver can accept both 230VAC and 220VDC.
- 2: The "OUT" terminals on the charging unit are polarity free.

### Specification

Model	Input Voltage	Output Voltage	Emergency Watt	Standby Time
04.EM.90M.10W	220-240VAC	220VDC	10W	60-90 minutes
04.EM.90M.20W	220-240VAC	220VDC	20W	
04.EM.90M.40W	220-240VAC	220VDC	40W	



**Battery pack to be recharged each 3 months !**  
**Battery pack to be changed after 3 years !**